

EVGA MODS RIGS Logo Usage Guidelines

EVGA Mods Rigs Logo Usage

This guide outlines the proper usage of the EVGA MODS RIGS logo. If you have any questions regarding logo brand identity guidelines, please contact the EVGA marketing communications department at marketing@evga.com

Writing EVGA MODS RIGS





The correct way of writing EVGA MODS RIGS is in all uppercase letters. The name EVGA MODS RIGS, when used to describe EVGA MODS RIGS should include a registered trademark on first reference. For example, EVGA® MODS RIGS™.

Font used to create the MODS RIGS text is Eurostile Bold.

Trademarks

The name EVGA MODS RIGS and the EVGA logo are registered trademarks of EVGA Corporation.

Palette for Print and Web Usage

Black	Red	Yellow	White
			
Process Black	PMS Red 032	PMS 1375	White
C: 75% M: 68% Y: 67% K: 90%	C: 1% M: 100% Y: 100% K: 0%	C: 0% M: 44% Y: 90% K: 0%	C: 0% M: 0% Y: 0% K: 0%
# 000000	# ed0007	# ed9700	# ffffff

Colored Version
(Dark-colored backgrounds)



Colored Version
(Light-colored backgrounds)




Black & White



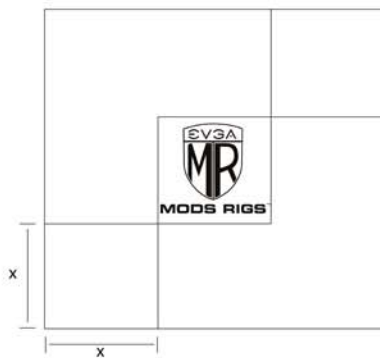
Minimum Size

The preferred minimum size of the EVGA MODS RIGS logo on any printed or online document



Clear Space

The clear space should measure at least x on all sides, where x equals the height and width of the graphic symbol in the logo. Do not place any other trademark, logo or logotype, or any other graphic, text, photograph, or illustration in the minimum clear space area.



PANTONE and PANTONE MATCHING SYSTEM are registered trademarks of PANTONE, Inc. The colors shown on this page and throughout this guide are not intended to match the PANTONE Color Standards. For use of PANTONE Colors, refer to the standards found in the current edition of the PANTONE Color Formulas Guide.

© 2007 EVGA Corporation. All rights reserved.